


Library Snapshot 2025

LEARNING AND TEACHING




- > **Over 4,600** individual assistances to coursework students
- > **Over 970** students attended **66** researching and referencing sessions and library tours (face to face and online)
- > Faculty-specific sessions (face to face and online) and online learning resources available for students from each faculty
- > **181,661** views of **174** online help guides for students

'I absolutely LOVE librarian chat... I use it every assignment.'

'...cite|write is extremely helpful when I have to reference my sources in assignments.'


RESEARCH SUPPORT



- > **3,558,713** downloads of QUT research works via QUT ePrints, from over 60 countries
- > **994** attendees at **103** research training sessions
- > **468** Higher Degree Research (HDR) students completed the IFN006: Advanced Information Research Skills unit

'The whole presentation was well worth attending. I loved the 'team delivery' approach which kept the session alive and also provided some personalised deeper insights.'

ON CAMPUS




- > **2,608,863** campus library visits (total)—an average of 7,148 visits each day
- > **319,522** after hours visits
- > **24/7** access for QUT staff and students to the Gardens Point and Kelvin Grove libraries
- > **205,336** physical resources

Total information resources (physical and online)

- > **2,221,884** information resources

'Librarians truly are the unsung heroes of the university.'

ONLINE



- > **1,834,653** eBooks
- > **88,824** online videos
- > **93,071** ejournals
- > **1,842,139** views of the Library website pages
- > **3,244,045** log ins to online library resources
- > More than **497,961** views of online unit readings
- > The **16** QUT Digital Collections (QUT history/donated material) were accessed **977,008** times from people in **171** countries